

Lab 3 – Introduction to Cascading Style Sheets

For this laboratory you will need a basic text editor and a browser. In the labs *Notepad++* is recommended along with *Firefox/Chrome*

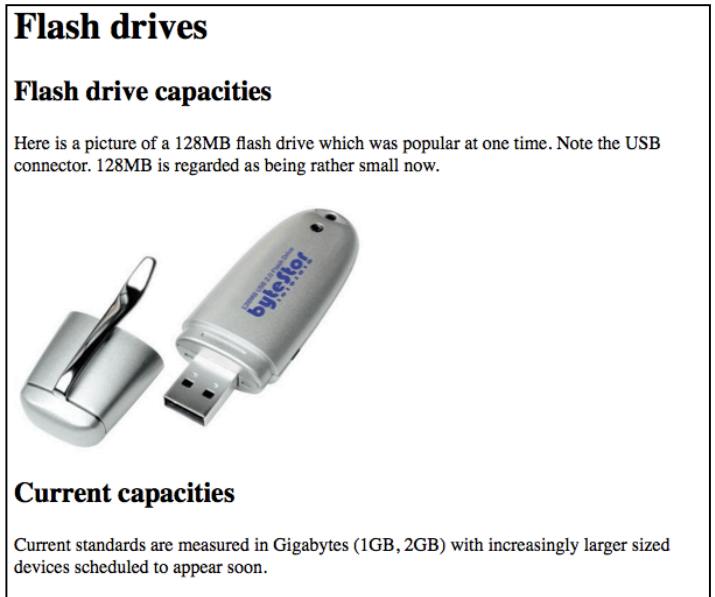
For this activity, you will need to download the lab materials for the CSS class from

<http://www.barryavery.com>

Task 1 Downloading resources for this lab

From URL above, download the *CSSinclass.zip* file and **extract** all three files into the same location.

You should have three files:



- flashdrives.html*** XHTML text for the flash drives page
- memoryusb.jpg*** Image file required for *flashdrives.html*
- style1.css*** Style file

Open *flashdrives.html* in a text editor and read it through so you can see the semantic markup. You should be able to see a main heading (h1), two sub headings (h2), two paragraphs (p) and an image.

Open the file in a browser and ensure that it looks like the screenshot – if the image is missing check that you have downloaded and extracted all three files into the same location.

Task 2 Adding a link to the style file

Use a text editor to add a link to the style file into *flashdrives.html* – to do this add the link line into the head:-

```
<link rel="stylesheet" type="text/css" href="style1.css" />
```

Reload the file in a browser to see an immediate change.

Task 3 Change the background and font color for the whole page

Open the file *style.css* in text editor – you should have 4 selectors, for the body, h1, h2 and paragraph elements.

Change the file to set the background color to *teal*, and the font color to *white* (remember the American spelling). Reload the file in a browser to ensure the changes work.

```
body {  
  background-color: teal;  
  color: white;  
}
```

Task 4 Change the h1 and h2 headings

Edit the style file to add properties to the *h1* and *h2* selector as follows:

- h1 should have a background-color of *silver*, with a font color of *navy*
- h1 font family is *impact* (hint - use `font-family: impact;`)
- h2 should have background-color of navy

Reload the file in a browser to ensure the changes work.

Task 5 A completely new style

Edit the style file to try to emulate the design shown (you can see this in colour on the ITB lab 3 web page).

Hints:

- the body background is teal, with the Arial font
- h1 uses navy and silver with a font-size of 200% and a text-align setting of center
- h2 uses a background colour of #255780 with a white font aligned
- p uses “Lucida Grande” (put it in double quotes because of the space in the font name)

Reload the file in a browser to ensure the changes work.

Task 6 Retro style

Edit the style file to try to emulate the design shown.

Hints:


- the body background is black, with the Arial font
- h1 uses “Courier New” with a font-size of 200% and aligned text

Reload the file in a browser to ensure the changes work.

Flash drives

Flash drive capacities

Here is a picture of a 128MB flash drive which was popular at one time. Note the USB connector. 128MB is regarded as being rather small now.




Current capacities

Current standards are measured in Gigabytes (1GB, 2GB) with increasingly larger sized devices scheduled to appear soon.

Flash drives

Flash drive capacities

Here is a picture of a 128MB flash drive which was popular at one time. Note the USB connector. 128MB is regarded as being rather small now.



Current capacities

Current standards are measured in Gigabytes (1GB, 2GB) with increasingly larger sized devices scheduled to appear soon.

Task 7 Black and white for printing

Edit the style file to try to emulate the design shown.

Hints:

- the body uses an Arial font
- h1 uses a font-size of 200% and
`border: 1px solid black`
- h2 uses a silver background and
`border: 1px solid black`
- p uses “Lucida Grande”

Reload the file in a browser to ensure the changes work.

Flash drives

Flash drive capacities

Here is a picture of a 128MB flash drive which was popular at one time. Note the USB connector. 128MB is regarded as being rather small now.



Current capacities

Current standards are measured in Gigabytes (1GB, 2GB) with increasingly larger sized devices scheduled to appear soon.